

Overview

OpenVox Unified Communication Platform (UCP) is an ideal solution to integrate data, voice and video in one product for SME market. The state of art design provides unparalleled performance, flexibility, reliability, availability, and still keeps effective cost.


UCP4130 is a multifunctional hardware communication platform with modular design. It is mainly composed of a drawer-type 4U 19" non-standard chassis and blade-type functional boards, including VoIP gateway module boards, CPU module boards, and switch module boards.

The key idea of UCP is that UCP can select different modules according to different needs and connect them through the high-speed Ethernet bus. Different module boards are connected to the backplane Ethernet bus through the unified connector of the module.

Chassis Slot Description

Each slot in the UCP chassis has a unique slot number, and each module board occupies at least one slot. Some module board models must be installed in the designated slot, but most of the slots are universal.

- UCP4130 slot location



Chassis Slot Description

- Available Module Boards of Each slot

Gateway module boards include: VS-GWM401G, VS-GWM401W, VS-GWM401L, VS-GWM801-O, VS-GWM801-S, VS-GWM801-SO, VS-ET2004, VS-ET2002, VS-ET2001

Supported hard drives include: 1T HDD, 240G SSD, 480G SSD

CPU module boards include: VS-CCU-N2930AM, VS-CCU-I5

The following table shows the chassis slot description

1: Gateway or SATA SLOT	6: Gateway or SATA SLOT
2a: Gateway or CPU SLOT (Support with SATA SLOT and Raid Card SLOT)	7a: Gateway or CPU SLOT (Support with SATA SLOT and Raid Card SLOT)
2b: Unavailable	7b: Unavailable
3: Gateway or Raid SATA SLOT	8: Gateway or Raid SATA SLOT
4: Gateway or SATA or Raid Card SLOT	9: Gateway or SATA or Raid Card SLOT
5: Gateway or Raid SATA SLOT	10: Gateway or Raid SATA SLOT
SFS: Gateway Switch Board	11a: Gateway or CPU SLOT (Support with MSATA)
	11b: Unavailable

Family Products

Chassis and Switch Module Board	
UCP4130	4U 19 inch rack mount 11-slots chassis
VS-FCU-HM2110	2 port 10/100M Ethernet & 2 port USB switch module board
Power Supply Module Board	
VS-PSU-400	400W power supply
UMTS VoIP Module Board	
VS-GWM401G	4 port GSM VoIP gateway module board (M35 Module)
VS-GWM401W	4 port WCDMA VoIP gateway module board (UC15 Module)
VS-GWM401L	4 port LTE VoIP gateway module board (EC20 Module)
Analog VoIP Module Board	
VS-GWM801-S	8 port FXS VoIP gateway module board
VS-GWM801-O	8 port FXO VoIP gateway module board
VS-GWM801-SO	4 port FXS + 4 port FXO VoIP gateway module board
TI/E1/J1 Module Board	
VS-ET2004	4 port E1/T1/J1 module board
VS-ET2002	2 port E1/T1/J1 module board
VS-ET2001	1 port E1/T1/J1 module board
CPU Module Board	
VS-CCU-N2930AM	N2807 Processor module board (This module board occupy 2 slots.)
VS-CCU-I5	I5 Processor module board (This module board occupy 2 slots.)
Storage Module Board	
VS-CCU-1THDD	1T HDD , must be with the processor, the processor has a system disk can be external storage
VS-CCU-240SSD	240G SSD , must be with the processor, the processor has a system disk can be external storage
VS-CCU-480SSD	480G SSD , must be with the processor, the processor has a system disk can be external storage

Features

Reliability:

- Passive Backplane
- Support hot-plug card (gateway module boards)
- Swappable fan box
- Avoid single point of failure
- Star topology bus
- smart module (each module is an independent system)
- High-Speed Compact PCI connectors
- Supports redundant power supply
- Supports RAID0 & RAID1
- Supports Hot Standby

Availability:

- Wide software selection: Asterisk, Elastix, FreePBX, 3CX, etc.

Flexibility:

Modular design, the chassis provides up to 11 expansion slots, supports any combination of the following module boards, and provides a comprehensive mainstream communication interface

- FXS/FXO
- GSM/WCDMA/LTE
- T1/E1
- Processor

Specifications

- Input Voltage Range: 80~264VAC
- Output DC Voltage: 12V
Current: 33.3A
- Power Consumption: 400W
- Dimension :
482.6mm*240mm*195mm (without handle)
- Net Weight : 7219g

Power Supply Module Description

Dimension: 56mm*123mm*185mm

- Power Supply Module supports hot swap
- The power supply must be connected to the earth ground

Fan Box Description

The fan box is the default companion component. It can only be disassembled/installed after the power is turned off.

Customize Galaxy Expand System

Step1: Confirm system scale and function

UCP system is a combination of chassis and different module boards, for example, to build a 8 ports FXS + 8 ports FXO + 1 port E1 + 4 ports GSM + 1 processor + 2 power supply . You will need:

1*VS-GWM801-S
1*VS-GWM801-O
1*VS-ET2001
1*VS-GWM401G
1*VS-CCU-2930AM
2*VS-PSU-400

All above adapters occupy 5 slots and 2 PSS slots.

Step2: Select slots

* The default configuration includes Chassis + Switch module board+ fan box+ 1pcs power supply module, and the SFS slot is for the switch module board.

* Some module boards only support by some special slot or have some relationship with processor module board

* Calculate the slots reserved for future expansion

* Check chassis slot description section for slot/module boards combination possibility and system scale

Step3: Order

Write down all the accessory numbers and functional requirements, send to OpenVox or OpenVox partners.

Question?

Ask OpenVox (sales@openvox.cn).


Modules



VS-GWM401G




VS-GWM401W



VS-GWM401L



VS-ET200X

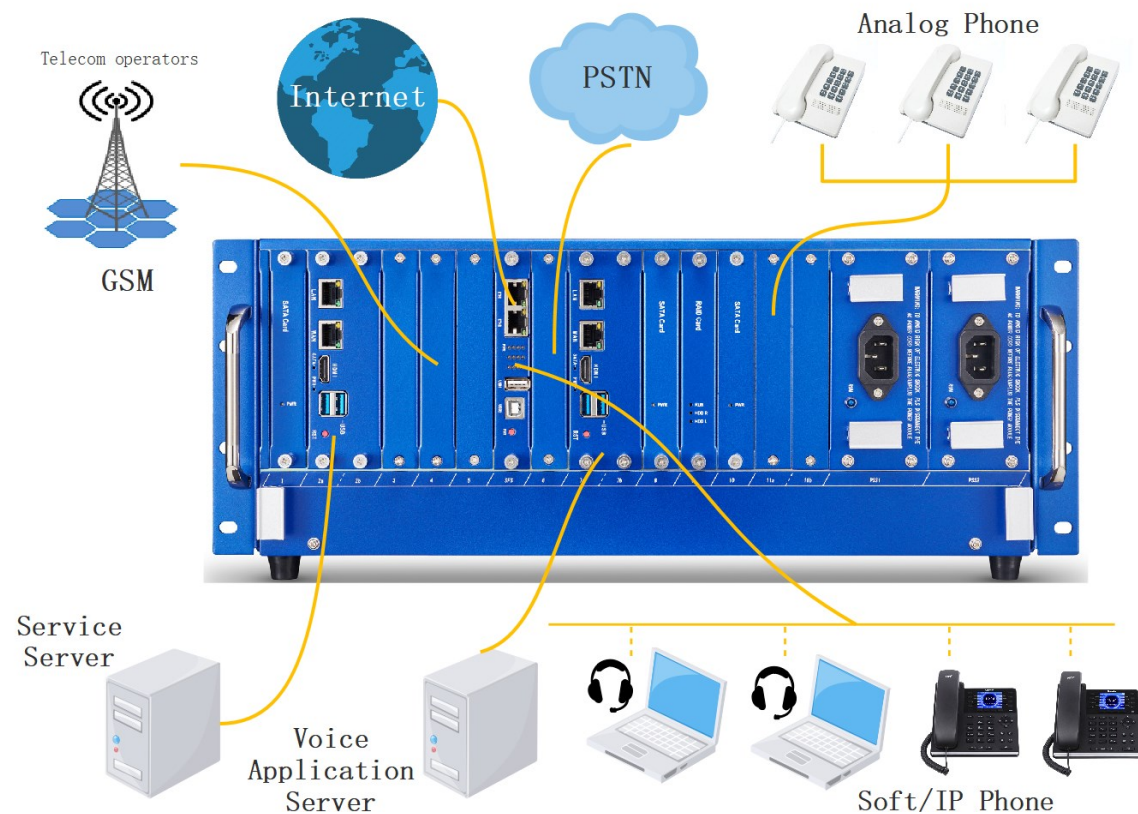


VS-GWM801-O/S

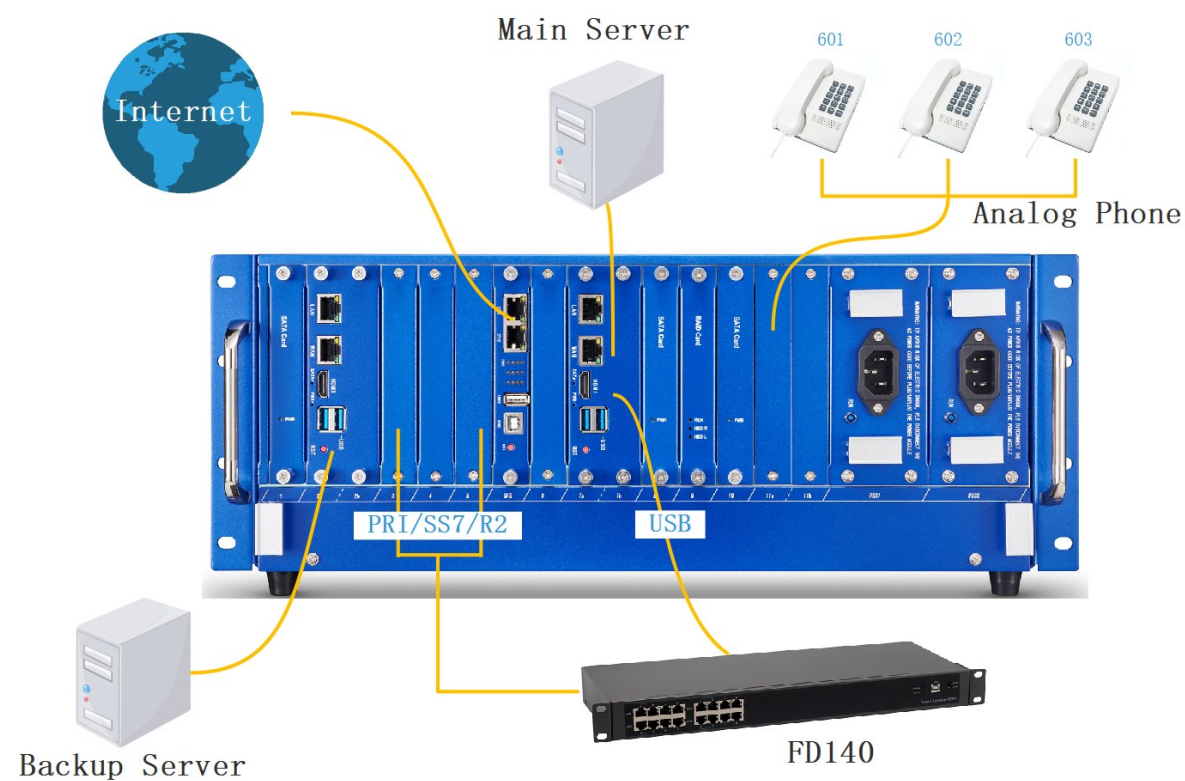


VS-CCU-I5

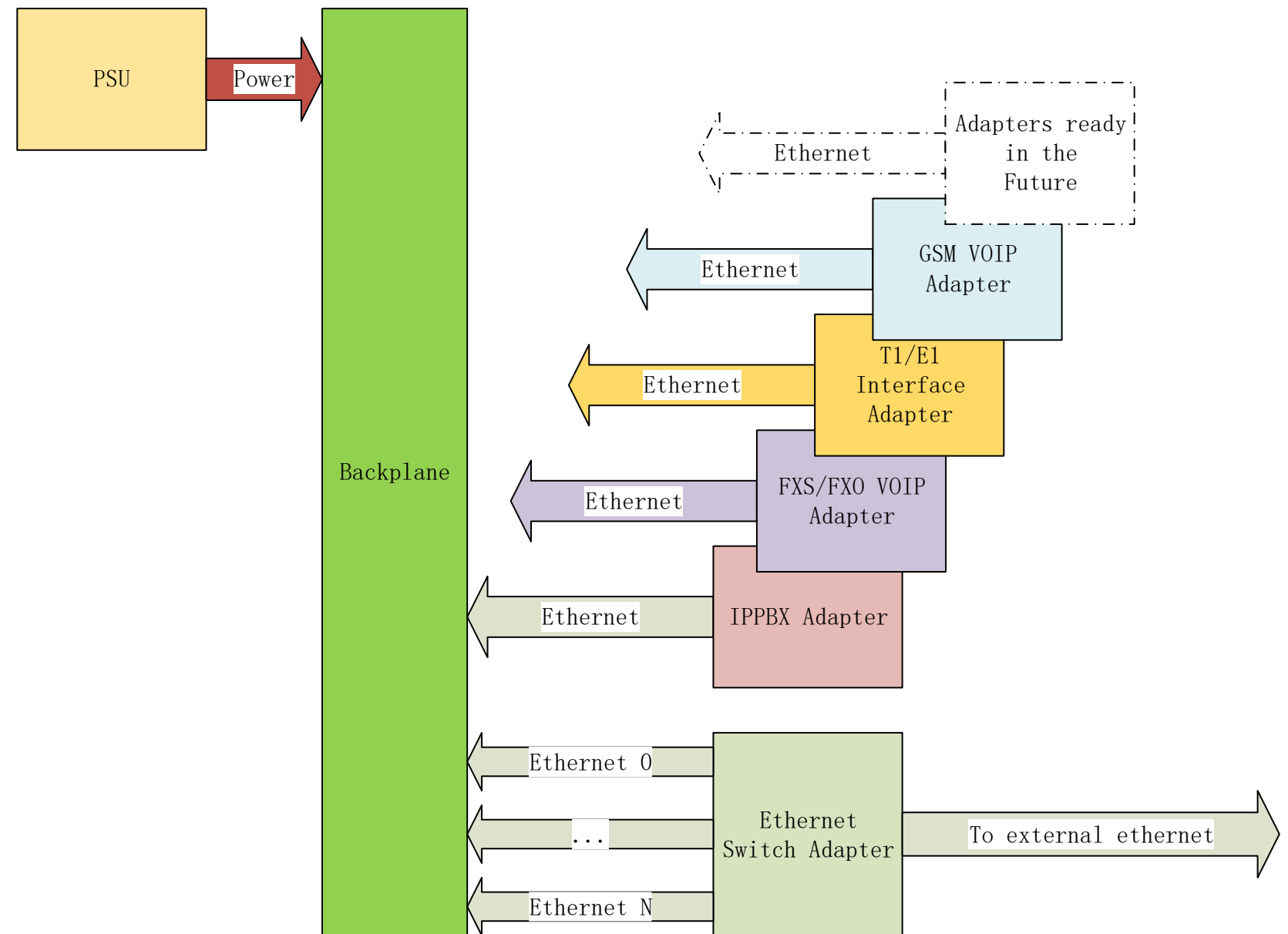
Application topology diagram 1



Application topology diagram 2



Architecture



3-Month "No-Questions Asked" Return Policy
One-year Time Warranty